

Sticky Note Symbols

? - I have a question about the story.

! - I am excited about something in the story.


☹ - This part makes me sad.

😊 - This part makes me happy.

😱 - This part makes me scared!


🤔 - This part I was surprised about.

😡 - This part made me angry!



- Prediction

□□□□ - I noticed a pattern in the story.



- I love that!



- Connection



- vocabulary (I don't know what the word means)

Partner Reading

* share our books with our partner

- sit knee to knee
with the book in the middle

- 1st job is to listen
then respond

- ALWAYS talking about your books


Be prepared!



Look at your partner
show listening face

- Take turns
being 1st

• Try to solve
problems on
your own



4-Share

#1

Read



#3

Ask your
partner a
question

#2

Share your
thoughts



#4

Tell something
else

What does talking with your partner look like?

Speaker

looks at their partner

uses a nice voice

shares information

Listener

looks at their partner, your book is closed

nod and show listening face

think about story

switch roles



How long can we read?

Goal = 25



How long can we partner Read?
goal: 20 minutes

Read

Write

Independent Reading - Building our stamina



How **LONG** can we read?

Our Goal: 25 mins!



Partner Reading - Building our stamina

How **LONG** can we read?

Independent and Partner Reading

Look Like

- * stay in 1 spot
- * reading - talking about my book
- * reading the WHOLE time
- * sitting by your partner and sharing

Sounds Like

- * Quiet, whisper voices
- * softly turning pages
- * only words in the book
- * softly talking about your book

What does Independent
reading look like?

• Read to yourself

- look at pictures
- Sound out words
- Skip words

• Sit back to back

• Read quietly

• Read books in book bag




• Predictions...

- help us get into a story
- help us make sense of a story
- can be right
- can be wrong

I knew
that would
happen!



that's
not what
I thought
would happen





make a
prediction
about your
book



I predict that
Flat Stanley
will get his
normal body
back.

I think Mr. Fox
will stop
being mean
to Stanley.

I bet Flat
Stanley will
want to live
in California
because the
weather is nice.

I can say:

I think _____ is going to happen.

I predict that...

I bet the character is
going to...



@ Character Traits

Words we use
to describe our
characters

@ excited
@ helpful
leader
smart

lonely
sad
angry
lazy

How to be a Good Listener:

- }  look at your partner
- } nod your head 
- } think about what your partner is saying
- } listen hard & try to understand
- } try to picture in your mind what your partner is saying

Retelling Time Words Chart

- ★ first
- ★ then
- ★ next
- ★ after that
- ★ in the end
- ★ suddenly
- ★ finally
- ★ last

Thinking Words

perhaps...
I infer...
It could be that...
I predict...
This could mean...
My guess is...
maybe...



Text Evidence

1. find in your book where a character acts a certain way
2. mark the spot with a sticky note
3. share info. during partner reading time



★ Good Retelling ★

- use character names
- tell where the story takes place (setting)
- include important parts of the story (plot)
- retell in an interesting voice (fluency)
- check the book -
Did I miss anything?
(text evidence)

Making Inferences



+



=

what you
know

+

what
you read

=

schema

+

book

=

Conclusion

Time exchanges books too often

Post It Note Ideas

favorite part

Act it out

This reminds me of...

text to self

STOP

tricky word

T2T

text to text

C r

BE A Character

1. find the characters & remember names
2. look at pictures for character clues
3. notice how characters act and feel

Detective!

Partner Readers

★ sit together with
the book in the
middle

★ plan ways to read

★ take turns

★ talk about their
books

★ solve their problems

BLOOMING

During Independent
Reading We Will:

- *use your library
voice
- *stay in one spot
- *keep reading the
whole time
- *take good care
of our books

READERS

What Kind of
Reading am I doing?

Real

Fake

eyes
moving
across the
words

eyes are
looking
everywhere

Whisper
reading
inside your head

talking to
your neighbor
not about books

turns pages
at the right
time

flips through
books & skips pages
exchanges books too
often

What Can I do with
my Reading Partner?

Use
your sticky notes

reread
with
expression

picture
walk

retell
story

Use schema to make connection
with partner

What Happens during a Reading Conference?

Teacher

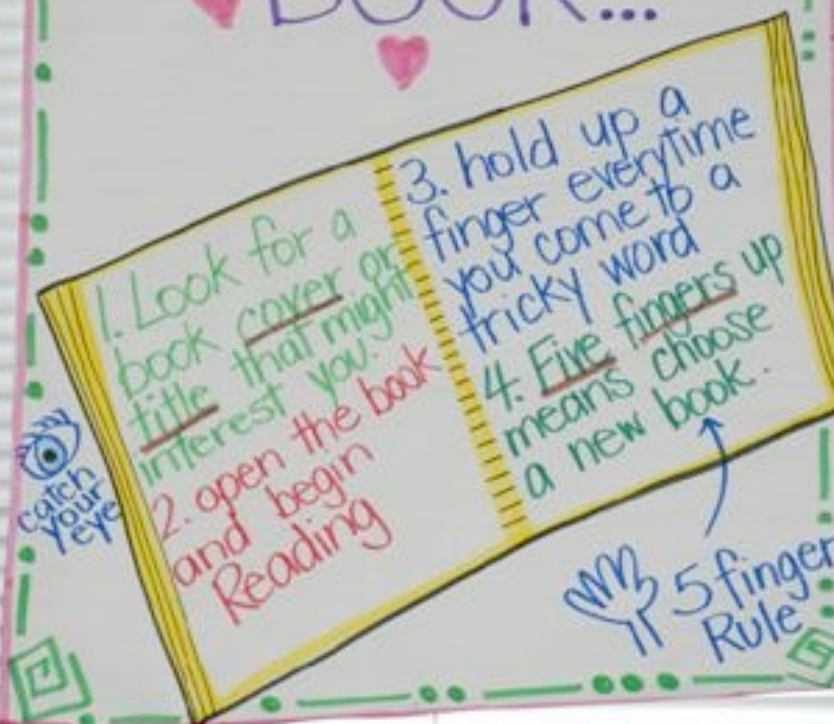
- sits next to student
- watches them read
- takes notes


Student

- does all of the reading work
- tell the teacher about their reading

The rest of the class is independent reading & not disturbing the reading conference

Choosing a Just Right BOOK...

- 
1. Look for a book cover or title that might interest you.
 2. open the book and begin Reading
 3. hold up a finger everytime you come to a tricky word
 4. Five fingers up means choose a new book.

 5 finger Rule

catch
Your
Eye

Just Right Books?

★ read it smoothly


★ some tricky words

★ get through the tricky parts

★ it makes sense

★ really understand it

How we BUZZ

Speaker 

& listener ?

- look at your partner

- speak clearly



PLAY
ROCK
PAPER
SCISSOR
to begin

- look at your partner

- listen carefully

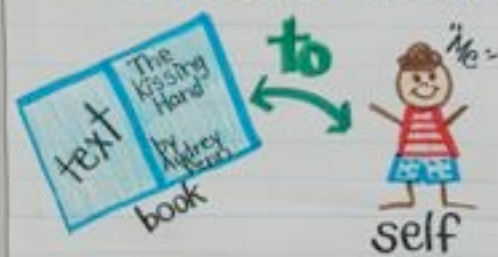
- ? ask ? questions ?



How we BUZZ	
Speaker	Listener
<ul style="list-style-type: none">• look at your partner• speak clearly	<ul style="list-style-type: none">• look at your partner• listen carefully• ? ask ?



Make Connections



We are Strong readers

We read everyday


We talk and think
about books with friends

We read everything we
see

We love our books &
our reading time

What you
think is
true

Strong Readers
use their Schema
experiences







Mr. Schema


Fluent Readers

★ read in a smooth voice



★ read like you are talking

★  when you see a period  exclamation mark  or question mark 

★ pause for a comma 

this is called punctuation

Too Easy!

- You read the story too fast.
- There are no tricky words.
- You find it difficult to pay attention.

Too Hard!

- You read the story very, very slowly.
- The words are too difficult. (3+ in a sentence.)
- Some of the book does not make sense.
- You have to constantly reread.

Just Right!

- You read a little slowly and don't rush.
- You pay attention to the words.
- You're able to figure out the tricky words.
- You think about the story while reading.

enjoyed it even though it
needed some work.

How We Get Our Mind Ready To Read

Look at the cover.

Read the title.

Think about the book.

Go on a book walk.

Find the words we know.

Look for a pattern.

When we finish
we can...

1. Read what

2. Add details
pictures

3. Write

4. Share

I can see a
I can see a
I can see a


Fluent readers sound like
they are talking as they read

Fluent

Not fluent




smooth



understands
what is read



reads with
expression



pays attention
to punctuation



"just-right"
pace



"just-right"
volume




choppy



clueless



uses a
robot voi



ignores
punctuation



too fast



too slow








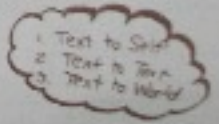





too loud



too soft

Book Club Rules


1. Help others find answers to their questions.   
2. Take turns talking.
3. Ask questions.  
4. Laugh and have fun! 
5. Reread a part of book. 
6. Make connections 
7. Infer
8. Work together to understand

1. Connect to the 'question' or topic.
2. Connect to what your friend said. 
3. Support your idea or opinion.

4. Tell something new.
5. Disagree in a nice way. 
6. Try to take the conversation

Book Review

Name: _____
Title: _____
Synthesis: _____

Would you recommend this book? _____
Why? _____



Friendly Letter

Date

Dear Mrs. Long,

Include - Title and Author
Beginning
Middle
End
Opinion of story

Closing,
Signature

Nonfiction Four Square

Name _____
Title of Book _____

Fact 1

Fact 2


Topic

Fact 3

Fact 4

Name:
Title of Book:


Questioning Web



I'm thinking...

Responding to a book

1. Write a friendly letter



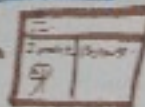
2. Questioning Web



3. Story Mapping



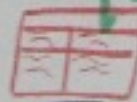
4. Two Column Chart




5. Nonfiction Four Square



6. Synthesizing



7. Book Review



Story Mapping

Name _____

Title of Book _____

The Setting



The setting of the story is...

The Characters



The main characters in the story are...

I learned...

The Problem

The problem in the story is...

The Solution

The problem was solved by...

Synthesizing

by: Mrs. Long

I am thinking
this story is
about ...

Now I am thinking...

Now I am thinking...

Now I am really
thinking...

Two Column Chart

Name

Title of Book

I predict...

What's the
thinking behind
your prediction?



Character Traits

Who a character is. You can usually see traits in a character's actions. We say a character is **brave** because he jumped in a fire to help someone.

Character Feelings

A character's emotional response to the events taking place around them. We say a character is **sad** because she is crying at a funeral.

Identifying Character's Emotions + Thoughts by Text Evidence

What the character did/action

What the character said

What did I infer about the character

I jump up and down.

"I'm happy!"

By using the clues, I can infer the character is

EXCITED

I start dancing

"I can't wait!"

Hands over face.

"I don't really want to do this."

By using the clues, I can infer the

character is **NERVOUS**

Face turns red

I'm scratching my head.

"I'm wondering what to do."

By using the clues, I can infer the

character is **CONFUSED**

Looking around

"Which way do I go?"

Crying/Shaking

"I'm lost!"

By using the clues, I can infer the

Reading is ThinkKing

What kinds of thinking do we do when we read?

- We wonder what will happen next
- We think about the book
- We ask questions about the characters
- We think about what the author is trying to say
- We think about the problem in the story
- We decide how we feel about the characters
- We give the characters advice
- We think about the pictures in our heads
- Vocabulary - what does that word mean?

Dialogue

Emily's Art

by Catalanotho

Ms. Fair said, "Wow! Look at all the amazing colors in those wings."

"Can you show me how to do that?" asked Kelly. "Mine's all muddy."

"Sure!" said Emily.

While Kelly painted a butterfly, Emily painted her family having breakfast.

"Why do you have 9 mothers?" asked Stephen.

to do that?

- Vocabulary - what does that word mean?

Stamina

the ability to do
anything well over a
long period of time.

Turn & Talk

- get knee to knee and eye to eye to stay focused

- take turns talking

- **LISTEN** to each other

- talk really softly

- be prepared to share your thinking

- talk about your sticky notes

- talk quietly so you don't disturb others

Ways We Can Write About Our Reading

Choose a character
and write long about
them.

Lift one of your
thinking post-its
and write long about
it.